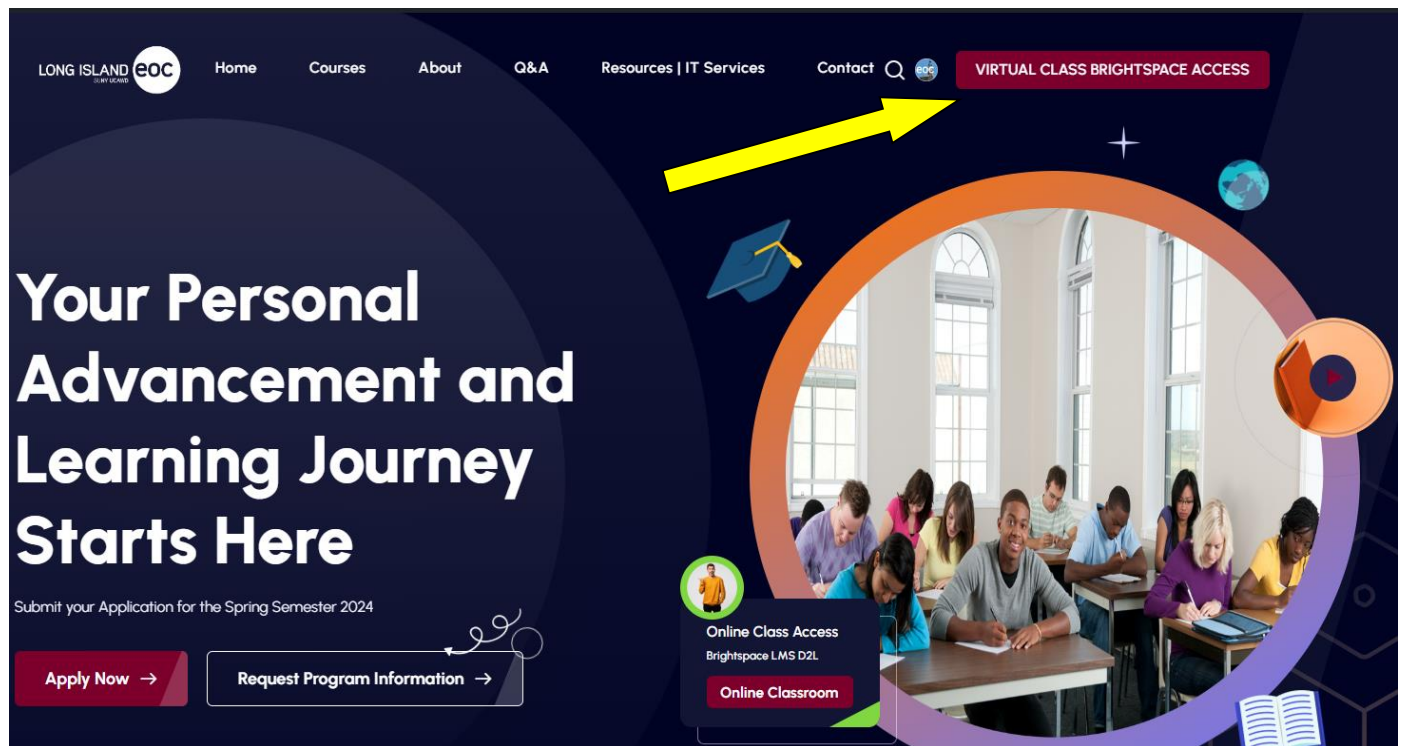


## Brightspace Online Class Access Instructions

ONLINE ACCESS LINK FOR LONG ISLAND EOC STUDENTS:

<https://www.longislandeoc.org>

**Step 1:** Click on the upper right link button **[VIRTUAL CLASS BRIGHTSPACE ACCESS]**



**Step 2:**

Now you will be on the EOC Online Class Access Portal. **NOTE:** BEFORE YOU CLICK ON THE ONLINE CLASS ACCESS BUTTON IT IS MANDATORY THAT YOU READ **THE QUICK ACCESS GUIDE INFORMATION.**



**Step 3:**

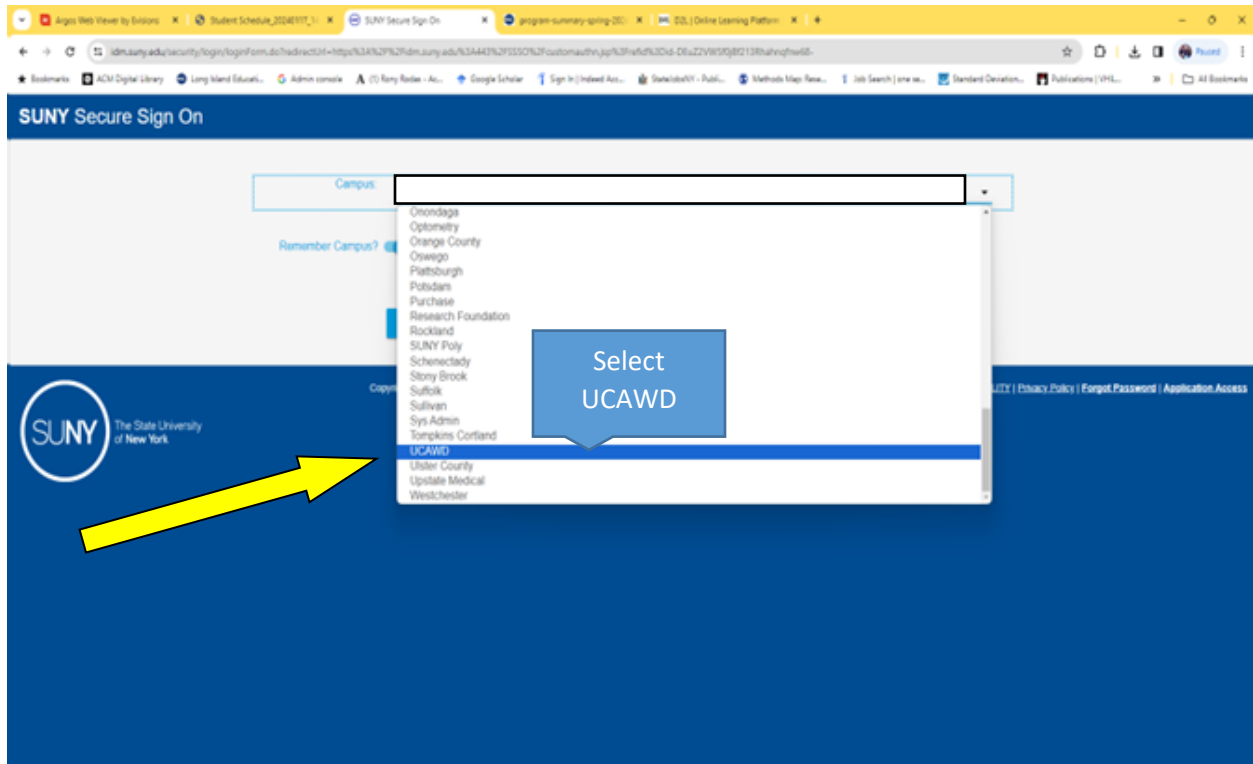
NOW THAT YOU ARE ON THIS SCREEN SELECT AND CLICK ON THE **NETWORK LOGIN** LINK

NOTE: DO NOT CLICK ON THE LOCAL LOGIN LINK

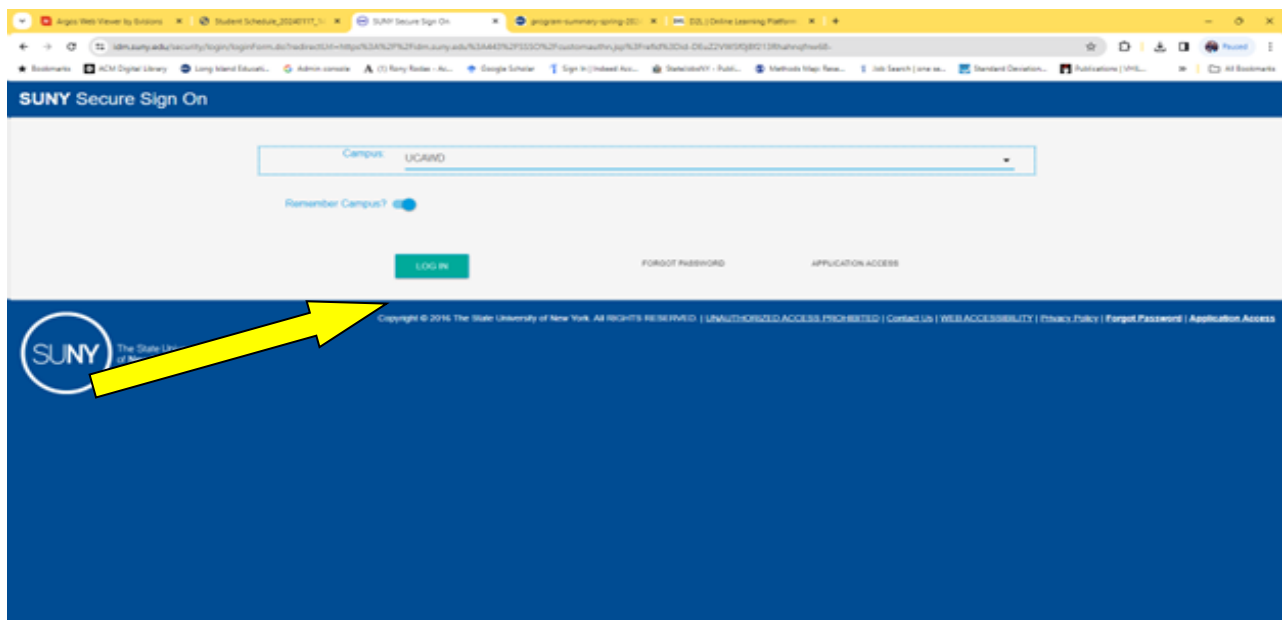


**Step 4:** on Click on the dropdown menu and select your school campus for the Long Island EOC [UCAWD]

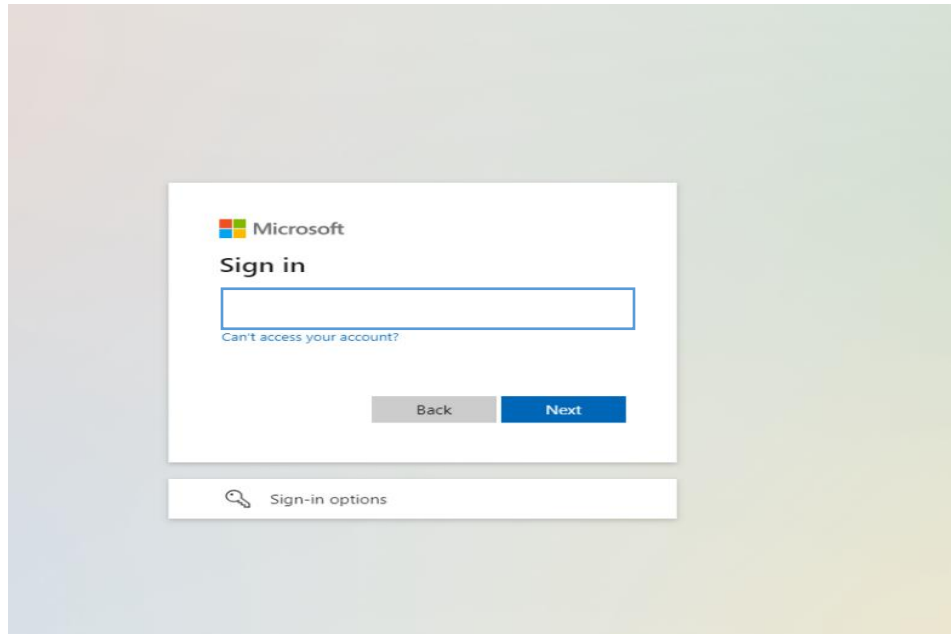
**Step 5:** choose UCAWD from the dropdown menu



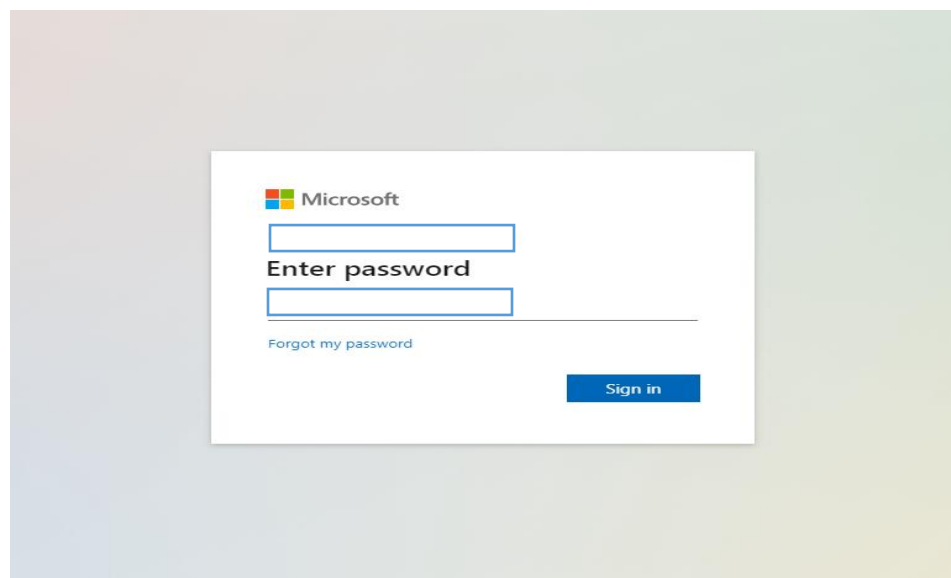
**Step 6:** click the LOG IN button



**Step 7:** Type your username on the Sign In field: You will find your username and password on the class schedule that was given to you by the counselor.

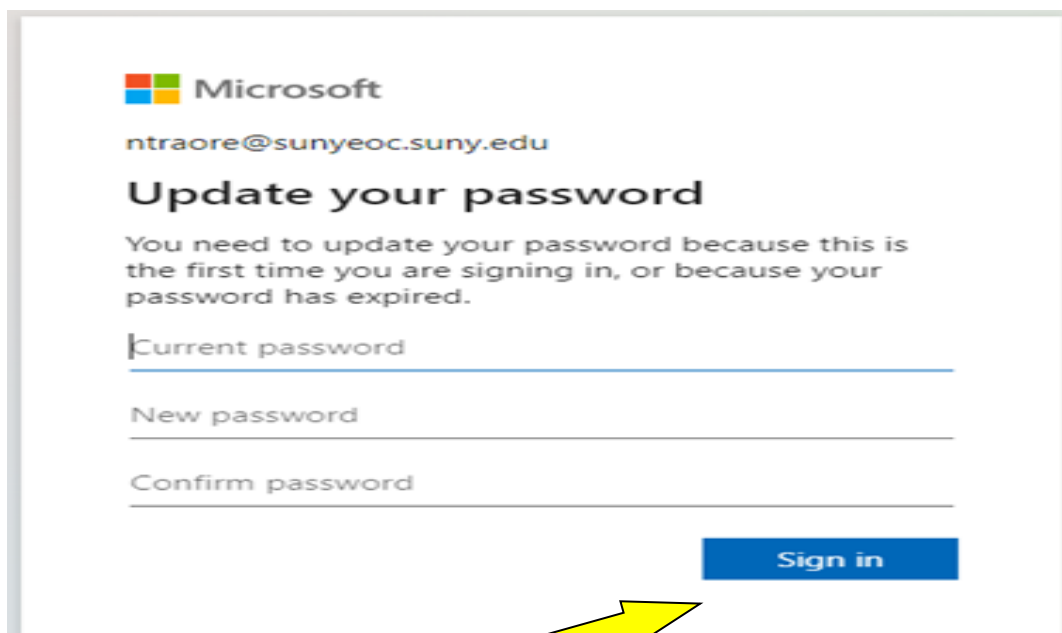


**Step 8:** Type your Password: You will find your access password on the class schedule.



After you type your username and password you may be required to reset your password by creating a new one. Create a password of your choice.

Type your current generic password and then create a new password. Follow the instructions on the screen. After that you will be asked to secure your account.



Microsoft

ntraore@sunyeoc.suny.edu

## Update your password

You need to update your password because this is the first time you are signing in, or because your password has expired.

Current password

---

New password

---

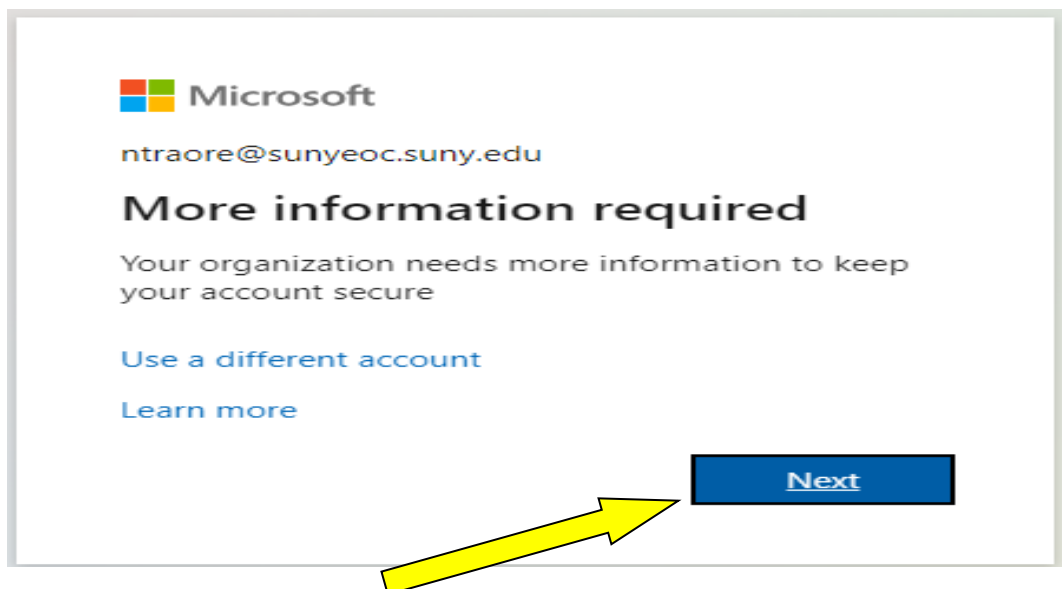
Confirm password

---

Sign in

A yellow arrow points from the text 'Now click Next' to the 'Sign in' button.

Now click Next



Microsoft

ntraore@sunyeoc.suny.edu

## More information required

Your organization needs more information to keep your account secure

[Use a different account](#)

[Learn more](#)

Next

A yellow arrow points from the bottom left towards the 'Next' button.

**Step 9:** While securing your access account make sure you follow all the instructions on the screen. There are several ways to double authenticate your account. You can do it using your cell phone to receive an authentication text message with a code that you have to then type back for code confirmation. Please try not to bypass this process. After you had successfully completed that process, you will be transported to our Brightspace virtual classroom.

Now click the Long Island EOC link. Note: If you do not see your class module try to login again on your next class session.

SUNY Educational Opportunity Center

Learner Resources ▾ Faculty & Staff Resources ▾

University Center for Academic and Workforce Development

Click on the long Island EOC Link

Long Island EOC

My Courses ▾

CPD Pilot Semester EOC - 24SP - Spring 2... EOC Courses Templates EOC Dev >

SUNY Online Support Services ▾

Phone Support: 1-844-673-6786 or 1-518-320-1300 (Direct)

Web Form Request: [Create a support request](#)

Welcome to your virtual classroom. Please make sure that you access your class module right after that look for the announcement section to view and access the **virtual video link and initiate your virtual video class session.**

**To access your video class session, click on the link posted in the announcement section. The link will open a Google Meet Video Conferencing page.** If you are prompted to log in to your Google Meet video conferencing platform, please use your **LIEOC student email account** and password or try to use any other Gmail email account that you may have.